



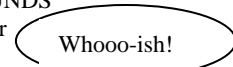
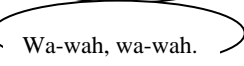
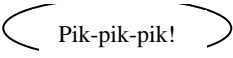


Template: Gradient of Text in Interactive Writing			
For: _____			
Emergent-1		Emergent-2	
Very tiny, simple story and illustration. <div style="border: 1px solid black; width: 100px; height: 100px; margin: 10px auto;"></div>		(Pictures of character in ovals, and quote perhaps) <div style="display: flex; justify-content: center; align-items: center; gap: 10px; margin: 10px auto;"> <div style="border-bottom: 1px solid black; width: 80px;"></div> <div style="border-bottom: 1px solid black; width: 80px;"></div> <div style="border-bottom: 1px solid black; width: 80px;"></div> </div> <div style="display: flex; justify-content: center; align-items: center; gap: 10px; margin: 10px auto;"> <div style="border: 1px solid black; border-radius: 50%; width: 40px; height: 20px;"></div> <div style="border: 1px solid black; border-radius: 50%; width: 40px; height: 20px;"></div> <div style="border: 1px solid black; border-radius: 50%; width: 40px; height: 20px;"></div> </div>	
Early-1		Early-2	
What characters said: <div style="display: flex; justify-content: center; align-items: center; gap: 10px; margin: 10px auto;"> <div style="border: 1px solid black; border-radius: 50%; width: 80px; height: 20px;"></div> <div style="border: 1px solid black; border-radius: 50%; width: 80px; height: 20px;"></div> <div style="border: 1px solid black; border-radius: 50%; width: 80px; height: 20px;"></div> </div>		Poem retelling: <div style="border: 1px solid black; width: 100%; height: 100px; margin: 10px auto;"></div>	
Transitional Readers/Writers		Self-Extending Readers/Writer	
<div style="border: 1px solid black; padding: 5px; width: 100%; height: 100%;"> Dear (Character): <div style="border: 1px solid black; width: 100%; height: 100%;"></div> </div>	<div style="border: 1px solid black; padding: 5px; width: 100%; height: 100%;"> Dear (answer from character): <div style="border: 1px solid black; width: 100%; height: 100%;"></div> </div>	<div style="border: 1px solid black; padding: 5px; width: 100%; height: 100%;"> How story characters and real people are the same: <div style="border: 1px solid black; width: 100%; height: 100%;"></div> </div>	<div style="border: 1px solid black; padding: 5px; width: 100%; height: 100%;"> Story from point of view of one of the characters: <div style="border: 1px solid black; width: 100%; height: 100%;"></div> </div>
<div style="border: 1px solid black; padding: 5px; width: 100%; height: 100%;"> Recipe <div style="border: 1px solid black; width: 100%; height: 100%;"></div> </div>	<div style="border: 1px solid black; padding: 5px; width: 100%; height: 100%;"> Missing Person Ad <div style="border: 1px solid black; width: 100%; height: 100%;"></div> </div>	<div style="border: 1px solid black; padding: 5px; width: 100%; height: 100%;"> How they are different: <div style="display: flex; justify-content: space-between;"> <div style="border: 1px solid black; width: 45%; height: 100%;"></div> <div style="border: 1px solid black; width: 45%; height: 100%;"></div> </div> </div>	<div style="border: 1px solid black; padding: 5px; width: 100%; height: 100%;"> Story from point of view of one of the characters: <div style="border: 1px solid black; width: 100%; height: 100%;"></div> </div>

Gradient of Text in Interactive Writing (samples of what students might come up with)
For Shingebiss: an Ojibwe Legend (by Van Laan, Illustrated by Betsy Bowen)

Emergent-1	Emergent-2	Emergent-3
Shingebiss (a duck) Winter Maker The Moon <div style="border: 1px solid black; width: 150px; height: 60px; margin-left: auto; margin-right: auto;"></div> illustrations	Shingebiss in the way-back time. The wigwam. →  The fire. →  The lake. →  The fish. → 	Shingebiss was a duck. He was cold. Whoooo—ish. Wa-wah, wa-wah. He got a fish from the cold lake. <div style="border: 1px solid black; width: 150px; height: 40px; margin-left: auto; margin-right: auto;"></div> illustrations

Early-1	Early-2	Early-3
STORY SOUNDS Winter Maker  Whooo-ish! Shingebiss  Wa-wah, wa-wah. Duck's beak  Pik-pik-pik!	In spring, Shingebiss fished. In summer, Shingebiss fished. In fall, Shingebiss fished. In winter, Shingebiss fished. Winter Maker tried to stop him. Whooo-ish! Pik-pik-pik, Shingebiss fished. Winter Maker was mad. Whooo-ish!	1. When Winter Maker blows his icy breath, birds fly south. 2. Not brave Shingebiss. He fishes in the cold winter. 3. It was the time of the Spirit Moon. The lake waters were freezing. 4. Winter Maker wanted to make the duck mad. He could not make the duck mad. 5. Duck made Winter Maker mad by fishing in winter.

Transitional Readers/Writers		Self-Extending Readers/Writer					
<div style="border: 1px solid black; padding: 5px;"> <p><u>Dear Winter Maker:</u> Why are you mad a little duck wants to eat in winter? Why are you so mean? Love, Duck</p> </div>	<div style="border: 1px solid black; padding: 5px;"> <p><u>Dear Shingebiss:</u> Why won't you fly south? I can make all the ducks fly south, but not you! Bye, Winter Maker</p> </div>	<div style="border: 1px solid black; padding: 5px;"> <p>How Shingebiss is like a real duck:</p> <p>He really fishes. He tries hard to get fish. He uses his beak to help him fish.</p> </div>	<div style="border: 1px solid black; padding: 5px;"> <p>I am a little duck and I am tired of flying south. I want to stay in the frozen north and try to outsmart Winter Maker. I will stay in the winter and figure out how to fish. Why should Winter Maker be so mad at me? Maybe I'll invite him to dinner and be friends with him so he will let me stay. Who says all ducks should fly south?</p> </div>				
<div style="border: 1px solid black; padding: 5px;"> <p><u>Ice Fishing for Ducks</u> <u>Directions</u> 1. Pull stocks out of ice to make an ice-fishing hole. 2. Use webbed feet to make a tunnel through snow to the lake. 3. Peck with beak at ice.</p> </div>	<div style="border: 1px solid black; padding: 5px;"> <p><u>Ad for Help</u> Wanted: Someone to help me made duck mad so he will fly south. Call: Winter Maker at Ice-0000</p> </div>	<table border="1" style="width: 100%; border-collapse: collapse;"> <tr> <td style="width: 50%; padding: 5px;">Shingebiss</td> <td style="width: 50%; padding: 5px;">Real Duck</td> </tr> <tr> <td style="padding: 5px;">Invites Winter Maker in for dinner.</td> <td style="padding: 5px;">Does not invite someone to dinner.</td> </tr> </table>	Shingebiss	Real Duck	Invites Winter Maker in for dinner.	Does not invite someone to dinner.	
Shingebiss	Real Duck						
Invites Winter Maker in for dinner.	Does not invite someone to dinner.						